

**LLOYDS  
BANKING  
GROUP**



# **MORGAN STANLEY**

## **European Financials Conference**

**24 March 2010**

**Eric Daniels**  
**Group Chief Executive**

## 2009: SHAPING THE FUTURE LLOYDS BANKING GROUP

---

LLOYDS  
BANKING  
GROUP



- Delivered strong core business growth
- Exceeded 2009 integration objectives
  - synergy run-rate target increased to £2 billion
- Embedded Lloyds TSB risk management standards across the Group
- Improved Group funding position
  - including £88 billion liquidity buffer
- Strengthened Group capital base

# BUILDING STRONG CORE BUSINESS MOMENTUM

## Performing in line with or better than recent guidance



	INTERIM 2009 GUIDANCE	2009H2 TREND
<b>REVENUE GROWTH</b>	High single digit growth within 2 years	✓
<b>MARGINS</b>	Lower in 2009H2, rising in 2010	✓ ✓
<b>COST:INCOME RATIO</b>	c.200 p.a. basis points improvement	✓ ✓
<b>INTEGRATION BENEFITS</b>	>£1.5 billion run rate savings p.a. by end 2011	✓ ✓
<b>IMPAIRMENTS</b>	Overall impairments peaked in 2009H1	✓
<b>REDUCTION IN BALANCE SHEET ASSETS</b>	£200 billion asset reduction over 5 years	✓

✓ In-line with guidance

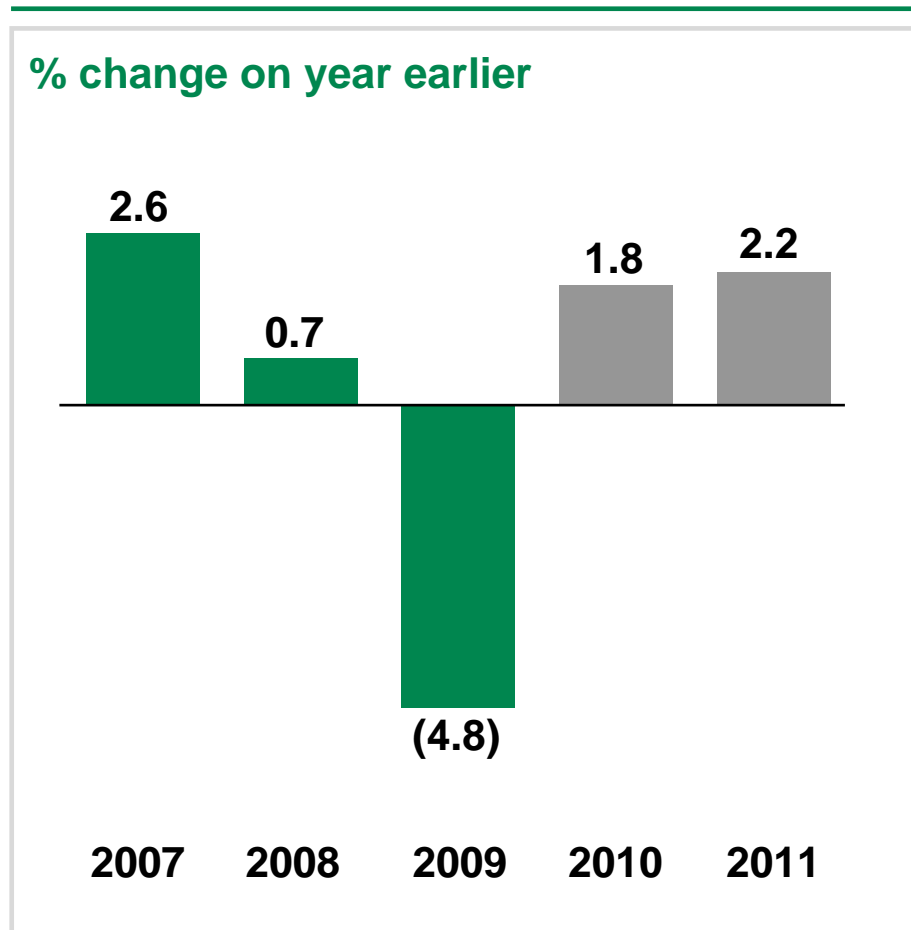
✓ ✓ Better than guidance

# ECONOMIC OUTLOOK

## Weak recovery remains most likely scenario



### GDP GROWTH IN CENTRAL SCENARIO

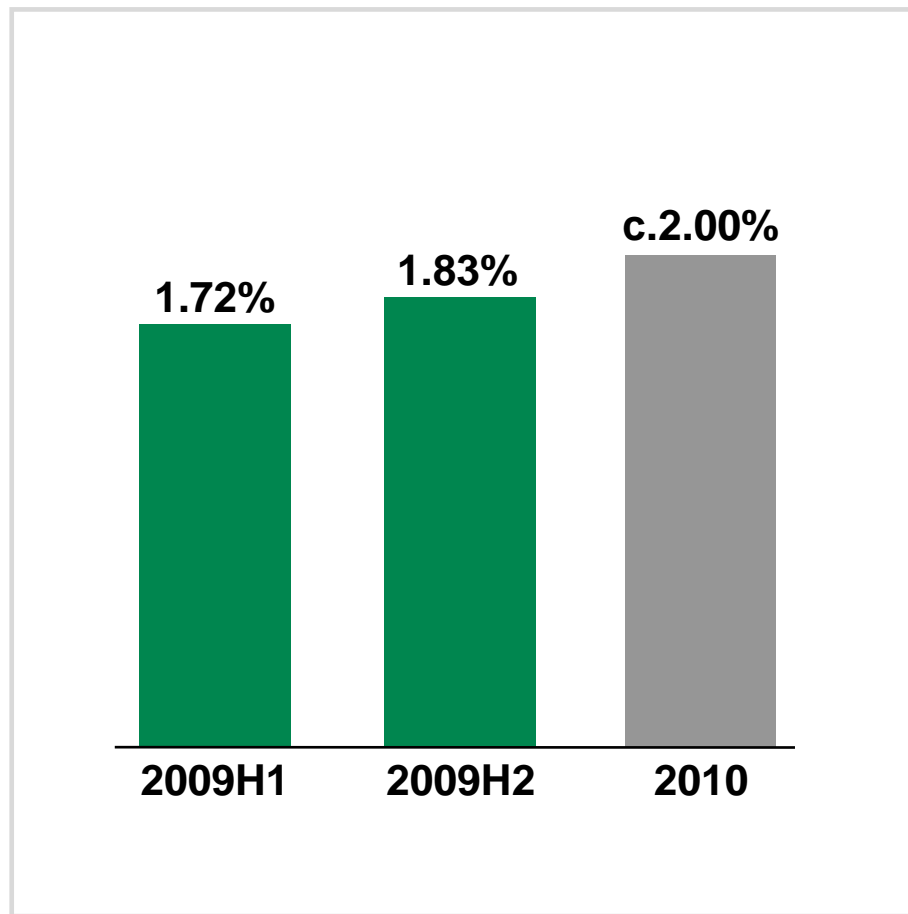


- House prices
  - 5% in 2009
  - 0% in 2010
- Commercial property values
  - (6)% in 2009
  - 1% in 2010
- Company failures
  - Peak in 2010
  - Lower rate than last recession
- Unemployment
  - Peak in 2010
  - Lower rate than last recession

# MARGIN OUTLOOK IS IMPROVING



## BANKING NET INTEREST MARGIN (%)



## DRIVERS OF FUTURE MARGIN

	2010	MEDIUM TERM
Asset pricing for risk	✓	✓
Base rate movements	✓	✓
Wholesale funding	✗	—

✓ Positive impact

✗ Negative impact

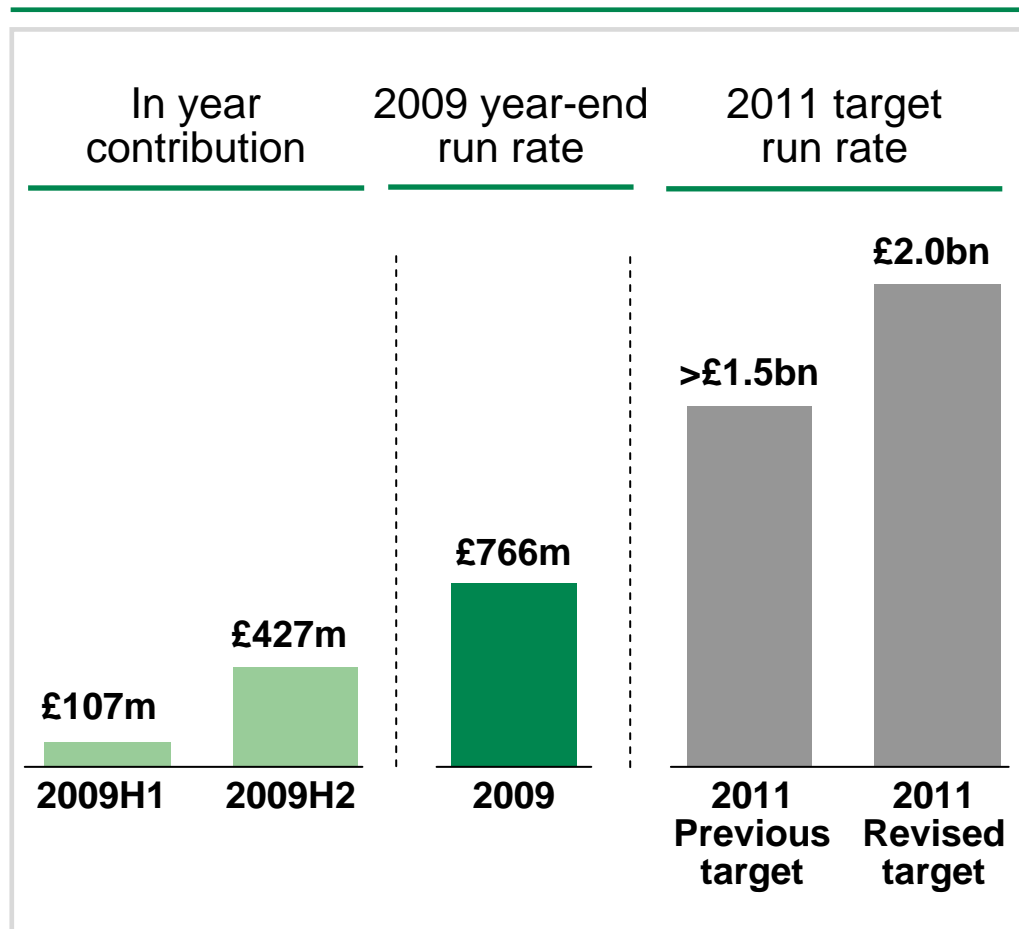
— Minimal impact

# COST SYNERGY TARGET INCREASED

## £2 billion run rate per annum by the end of 2011



### COST SYNERGIES



### KEY PROGRAMMES

- Business model
- Procurement programme
- Property rationalisation
- IT Integration

# IMPAIRMENT GUIDANCE RECONFIRMED

## Overall Group impairments peaked



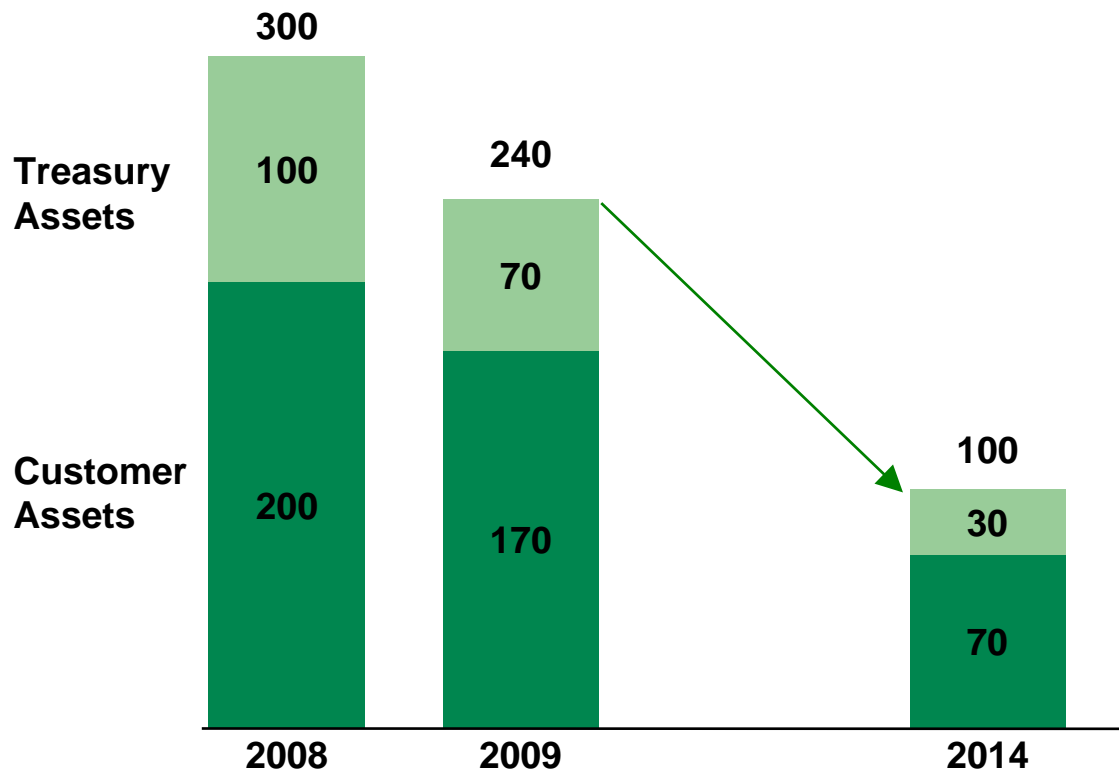
	RECENT GUIDANCE	2009H2 PERFORMANCE	2010 OUTLOOK <sup>(1)</sup>
GROUP	Expected to have peaked in 2009H1	✓	2010 impairments significantly lower than 2009. Half yearly run-rate to continue
RETAIL	Expected to peak in 2009H2	✓ 2009H2 9% lower than H1	2010 impairments lower than 2009
WHOLESALE	Expected to be significantly lower in 2009H2	✓	2010 impairments significantly lower than 2009
WEALTH & INTERNATIONAL	Expected to be significantly lower in 2009H2 Concern over Irish exposures	Ongoing concerns with Irish economy. Impairments increased in 4 <sup>th</sup> quarter	We believe impairments have peaked but concerns over Ireland remain

<sup>(1)</sup> Based on current economic expectations

# RIGHTSIZING OUR BALANCE SHEET

## £300 billion portfolio of assets in run-off

£bn



- Further reduction of c £140 billion by end of 2014
- Flexibility to reduce wholesale funding levels, improve capital ratios or grow customer relationship lending

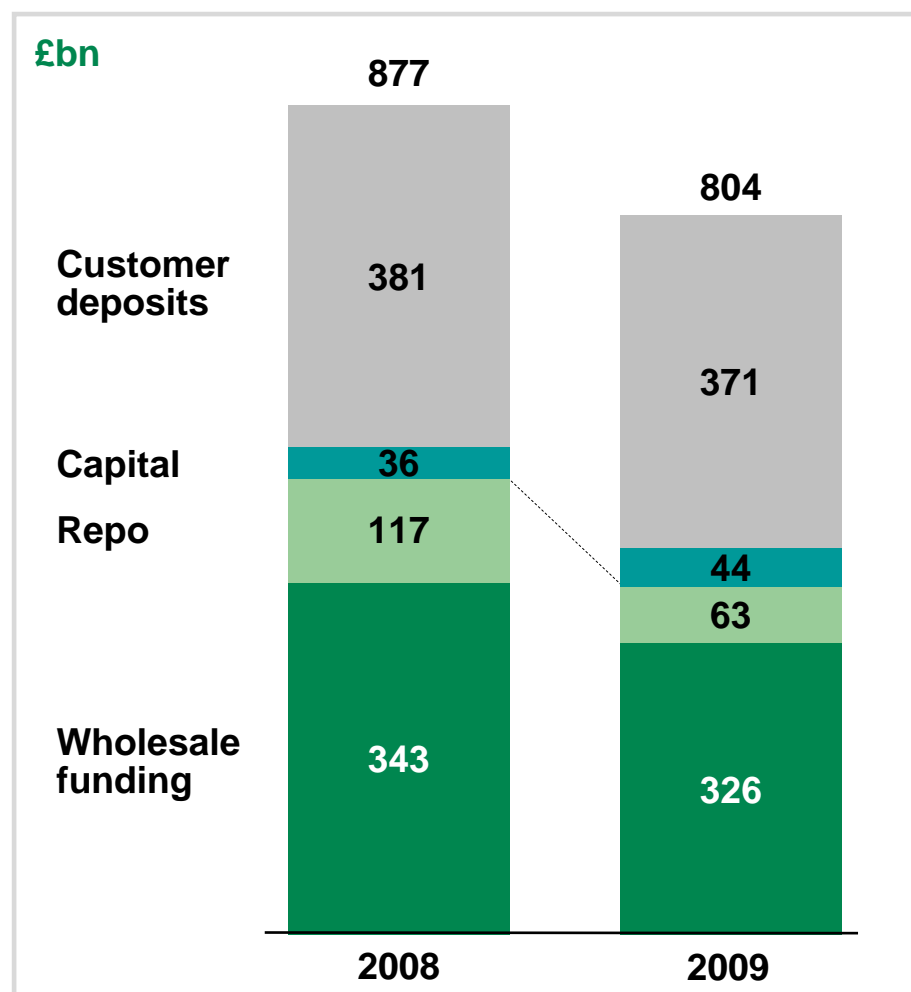


# REDUCING OUR WHOLESALE FUNDING REQUIREMENT

## Asset run-off to reduce our wholesale funding requirements



### FUNDING OUR BANKING ASSETS<sup>(1)</sup>



- Asset run-off expected to significantly reduce wholesale funding requirement over next few years
- Refinancing of wholesale funding expected to have less than 10 basis points impact on Group margin
- Blended cost of Government and Central Bank funding schemes similar to current market rates

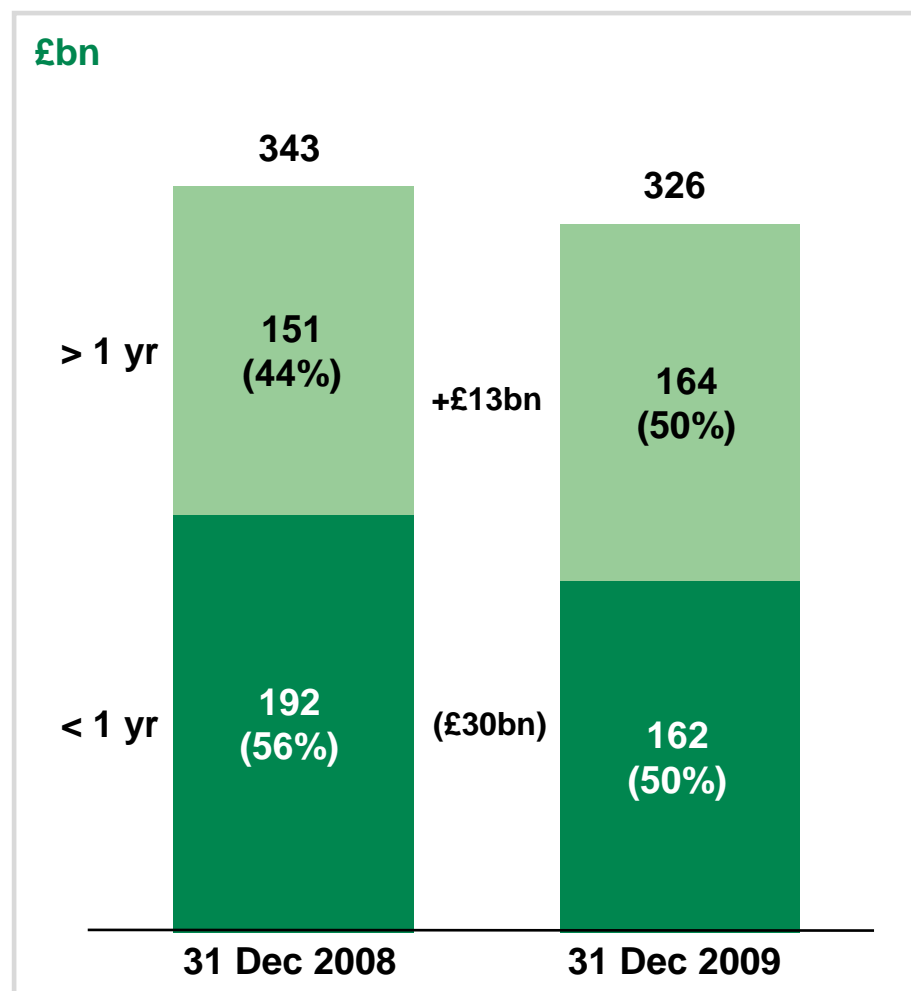
(1) Total balance sheet less insurance assets/derivatives

# REDUCING OUR WHOLESALE FUNDING REQUIREMENT

## Improving our wholesale funding maturity profile



### WHOLESALE FUNDING MATURITY PROFILE



### TERM ISSUANCE

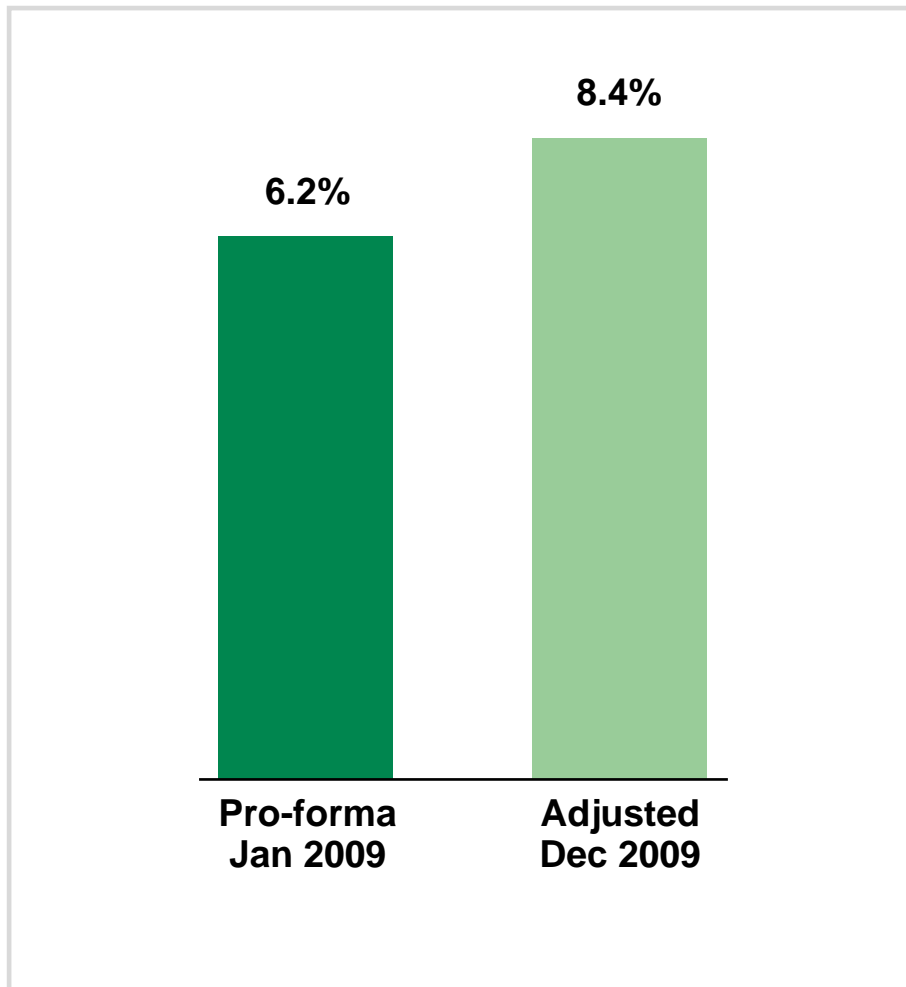
- Expected public term issuance of c. £20–25 billion p.a. over next 3 years
- 2010 term issuance to date:
  - \$2 billion innovative tier 1
  - \$5 billion US MTN issuance
  - £2.5 billion RMBS transaction
  - €1.5 billion Covered Bond
  - €1.5 billion lower tier 2 bond
- On track to meet 2010 term issuance requirements

# MAINTAINING A ROBUST CAPITAL POSITION

## Improving capital ratios



### CORE TIER 1 CAPITAL RATIO



#### Outlook over next few years:

- Retained earnings
- Reduction in risk-weighted assets

# 2010: OUTLOOK

Performing in line with or better than recent guidance



	<u>CURRENT GUIDANCE</u>	<u>2010 TREND<sup>(1)</sup></u>
<b>REVENUE GROWTH</b>	High single digit growth within 2 years	✓
<b>MARGINS</b>	Margin expected to increase to c 2%	✓
<b>COST:INCOME RATIO</b>	c.200 p.a. basis points improvement	✓
<b>INTEGRATION BENEFITS</b>	Run rate savings increased to £2 billion pa by end of 2011	✓
<b>IMPAIRMENTS</b>	Half-yearly run rate improvement to continue through 2010	✓ ✓
<b>REDUCTION IN BALANCE SHEET ASSETS</b>	£200 billion asset reduction over 5 years	✓

✓ In-line with guidance

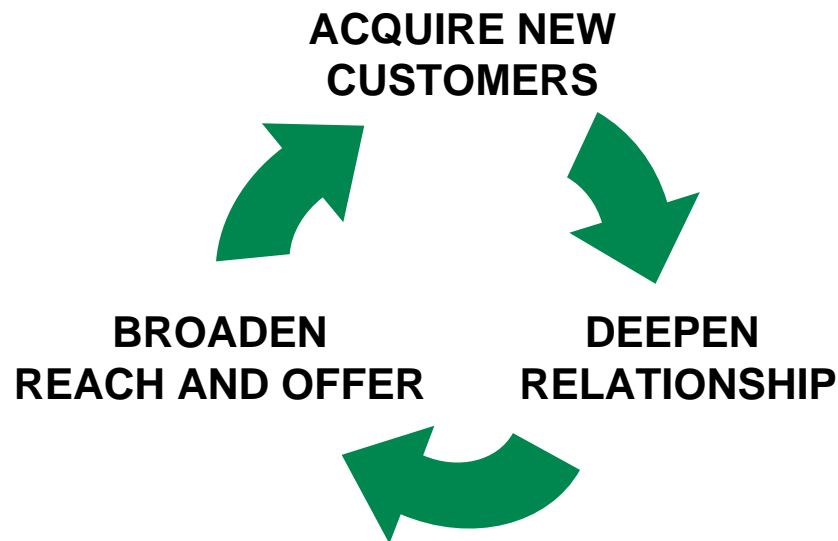
✓ ✓ Better than guidance

<sup>(1)</sup> Combined businesses basis

# REALISING THE FULL POTENTIAL OF THE NEW GROUP



## OUR BUSINESS MODEL



## WHY WE WILL OUTPERFORM

- Continue our relationship model in the Lloyds TSB franchise
- Extend the Lloyds TSB model to the enlarged franchise

# DEEPENING CUSTOMER RELATIONSHIPS

## Opportunities across the Group

LLOYDS  
BANKING  
GROUP



EXAMPLE OPPORTUNITY	POTENTIAL GROUP INCOME
<b>Retail</b> <ul style="list-style-type: none"> <li>Greater relationship depth with new and existing HBOS customers</li> </ul>	~ £500 million
<ul style="list-style-type: none"> <li>Sustained trend in growth of multiple product holdings in Lloyds TSB franchise</li> </ul>	~ £250 million
<b>Wholesale</b> <ul style="list-style-type: none"> <li>Growth in 'Trusted Adviser/Specialist' relationships with Corporate customers</li> </ul>	~ £600 million
<ul style="list-style-type: none"> <li>HBOS up to Lloyds TSB penetration rates for new business start-ups</li> </ul>	~ £50 million
<ul style="list-style-type: none"> <li>Cross-sale of other Group products to SME customer base</li> </ul>	~ £200 million
<b>Wealth</b> <ul style="list-style-type: none"> <li>Private banking services for affluent Group customers</li> </ul>	~ £250 million

# LLOYDS BANKING GROUP

## A unique relationship based strategy



### STRONG FINANCIAL PERFORMANCE OVER NEXT FEW YEARS

- Improved margin outlook
- Cost advantage through acquisition related synergies
- Significant reduction in impairment provisions
- Lower asset intensity

### EXCELLENT EARNINGS POTENTIAL OVER MEDIUM TO LONG TERM

- Extend relationship model across Group franchise
- Proprietary customer insight advantage
- Positive operating leverage
- Rigorous risk disciplines
- Efficient capital management

**Predictable sustained earnings growth**

# BUILDING STRONG CORE BUSINESS MOMENTUM

## A strong earnings outlook

---



- 2009 was a year of major progress in shaping the future Group particularly with respect to funding and capital issues
- The core business will deliver a significantly improved performance in 2010 and beyond
- We have started 2010 very well and the Group believes that it will be profitable on a combined businesses basis for the year.
- Our relationship-focused model offers significant, additional, growth potential



**LLOYDS  
BANKING  
GROUP**



# **MORGAN STANLEY**

## **European Financials Conference**

**24 March 2010**

**Eric Daniels**  
**Group Chief Executive**

# FORWARD LOOKING STATEMENTS

---



**This announcement contains forward looking statements with respect to the business, strategy and plans of the Lloyds Banking Group, its current goals and expectations relating to its future financial condition and performance. Statements that are not historical facts, including statements about the Group's or the Group's management's beliefs and expectations, are forward looking statements. By their nature, forward looking statements involve risk and uncertainty because they relate to events and depend on circumstances that will occur in the future. The Group's actual future results may differ materially from the results expressed or implied in these forward looking statements as a result of a variety of factors, including, without limitation, UK domestic and global economic and business conditions, the ability to derive cost savings and other benefits, as well as the ability to mitigate exposures from the acquisition and integration of HBOS, risks concerning borrower credit quality, market related trends and developments, changing demographic trends, changes in customer preferences, changes to regulation, the policies and actions of Governmental and regulatory authorities in the UK or jurisdictions outside the UK, including other European countries and the US, exposure to regulatory scrutiny, legal proceedings or complaints, competition and other factors. Please refer to the rights issue prospectus issued by Lloyds Banking Group plc on 3 November 2009 for a discussion of such factors together with examples of forward looking statements. The forward looking statements contained in this announcement are made as at the date of this announcement, and the Group undertakes no obligation to update any of its forward looking statements.**